

Stone Crusher & Mulcher flexible in any terrain

PTH Micro Crusher TRAIL

PTH
products

The PTH Micro Crusher Trail is the ideal combination of stone crusher and mulcher for mounting on almost all equipment carriers. Its working depth of up to 150 mm is unique in its segment.

Designed for rough terrain, the machine adapts to almost any terrain! Specially developed for the building or renovation of bike and hiking trails and much more..



30 - 75 HP
900 - 1.400 mm



Standard features

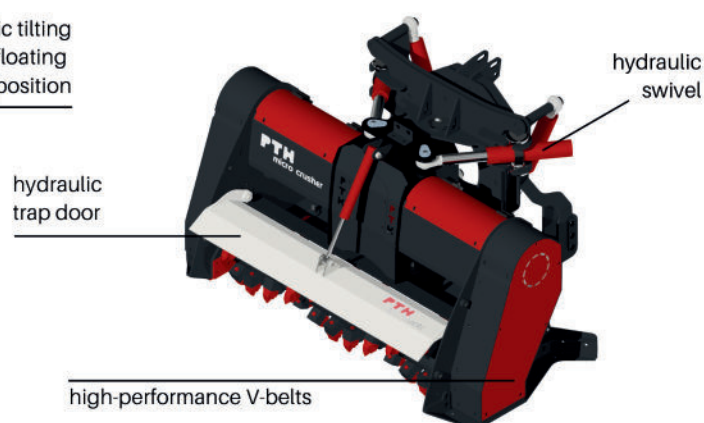
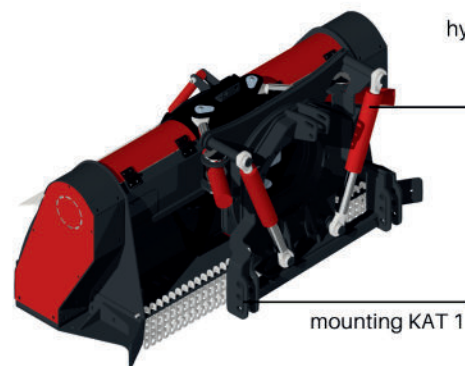
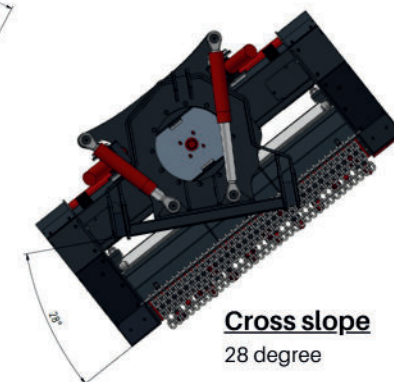
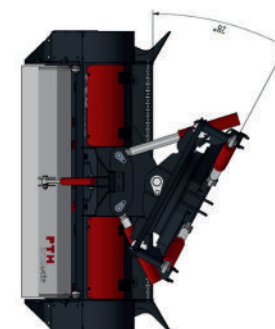
- + Carbide-tipped fixed special tools
- + Tool spec stone crusher, forestry mulcher or universal
- + Inner armouring made of HARDOX steel
- + Rotor with overlapping tool arrangement
- + Low wear on the tool holders
- + Breaking (crushing) and mulching function
- + Hydraulic trap door

Technical details


	900	1150	1400
Number of tools - pcs.	32	40	48
Power requirement min. HP	30 - 75	35 - 75	45 - 75
PTO drive rpm	540	540	540
Drive double sided	a 3 high-performance V-belts		
Dead weight approx.	500 kg	600 kg	740 kg
Working width	900 mm	1.150 mm	1.400 mm
Overall width	1.250 mm	1.440 mm	1.680 mm
Working depth	max. 150 mm		
Crushing stage	HARDOX steel, mechanically adjustable		

Special equipment

- o Push bar
- o Additional skid shoes
- o hydraulic sideshift
- o PTO drive 1.000 rpm
- o Special Paint according to RAL specification



changeable side wearing panels



mechanically adjustable crushing stage